

Site Usage

15,986 Visits

Previous: 18,308 (-12.68%)

42.26% Bounce Rate

Previous: 38.37% (10.14%)

80,536 Pageviews

Previous: 85,995 (-6.35%)

00:02:56 Avg. Time on Site

Previous: 00:02:45 (6.83%)

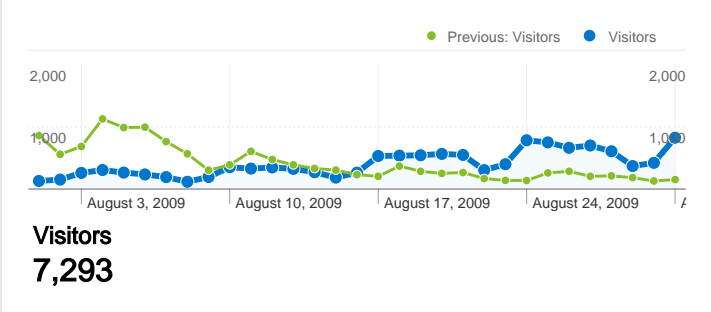
5.04 Pages/Visit

Previous: 4.70 (7.26%)


27.97% % New Visits

Previous: 18.77% (49.06%)

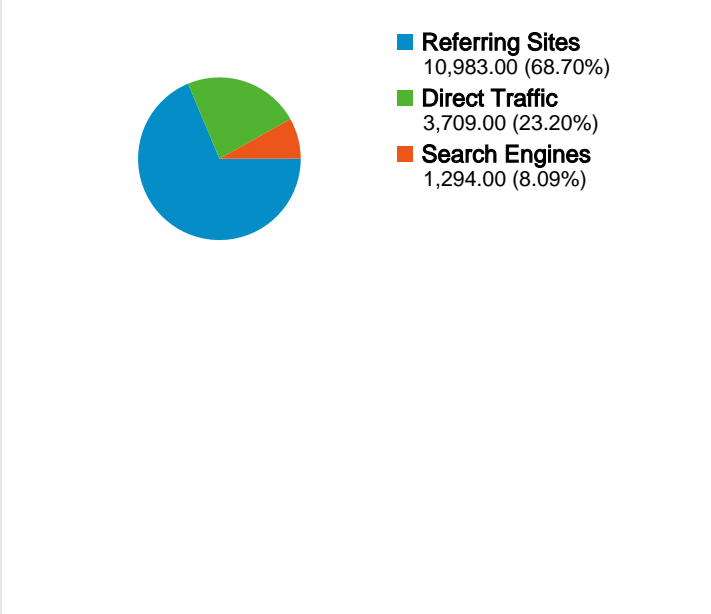
Visitors Overview



Map Overlay SI

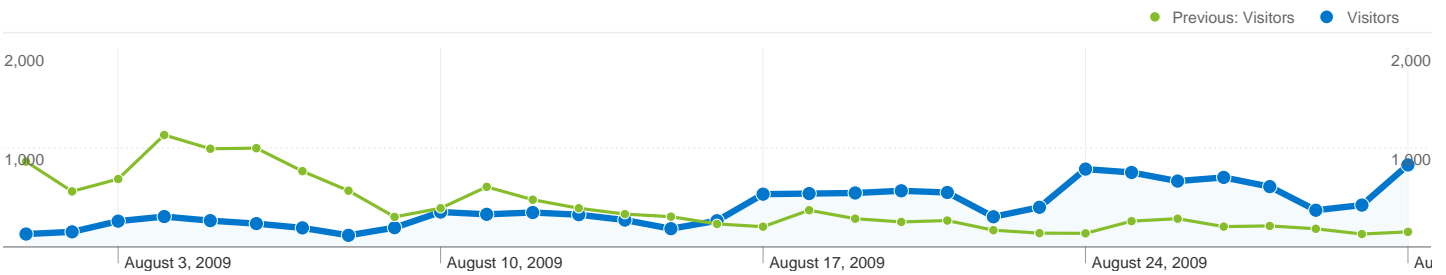


Traffic Sources Overview



Browsers and OS		
Browser and OS	Visits	% visits
Firefox / Windows		
Aug 1, 2009 - Aug 31, 2009	9,571	59.87%
Jul 3, 2009 - Aug 3, 2009	10,994	60.05%
% Change	-12.94%	-0.30%
Internet Explorer / Windows		
Aug 1, 2009 - Aug 31, 2009	4,612	28.85%
Jul 3, 2009 - Aug 3, 2009	5,223	28.53%
% Change	-11.70%	1.13%
Opera / Windows		
Aug 1, 2009 - Aug 31, 2009	621	3.88%
Jul 3, 2009 - Aug 3, 2009	489	2.67%
% Change	26.99%	45.44%
Chrome / Windows		
Aug 1, 2009 - Aug 31, 2009	605	3.78%
Jul 3, 2009 - Aug 3, 2009	762	4.16%
% Change	-20.60%	-9.07%
Safari / Macintosh		
Aug 1, 2009 - Aug 31, 2009	143	0.89%
Jul 3, 2009 - Aug 3, 2009	262	1.43%
% Change	-45.42%	-37.49%


Content by Title		
Page Title	Pageviews	% visits
Center za e-izobraževanje in vseživljenjsko učenje		
Aug 1, 2009 - Aug 31, 2009	26,526	32.94%
Jul 3, 2009 - Aug 3, 2009	31,401	36.51%
% Change	-15.52%	-9.80%
Sporočila - Center za e-izobraževanje in vseživljenjsko učenje		
Aug 1, 2009 - Aug 31, 2009	3,294	4.09%
Jul 3, 2009 - Aug 3, 2009	1,369	1.59%
% Change	140.61%	156.92%
Center za e-izobraževanje in vseživljenjsko učenje: Prijava v		
Aug 1, 2009 - Aug 31, 2009	3,224	4.00%
Jul 3, 2009 - Aug 3, 2009	3,184	3.70%
% Change	1.26%	8.12%
(not set)		
Aug 1, 2009 - Aug 31, 2009	1,168	1.45%
Jul 3, 2009 - Aug 3, 2009	1,364	1.59%
% Change	-14.37%	-8.57%
Course: ANGLEŠKI JEZIK		
Aug 1, 2009 - Aug 31, 2009	703	0.87%
Jul 3, 2009 - Aug 3, 2009	563	0.65%
% Change	24.87%	33.33%





7,293 people visited this site


 **15,986 Visits**
 Previous: 18,308 (-12.68%)


 **7,293 Absolute Unique Visitors**
 Previous: 6,627 (10.05%)

 **80,536 Pageviews**
 Previous: 85,995 (-6.35%)

 **5.04 Average Pageviews**
 Previous: 4.70 (7.26%)

 **00:02:56 Time on Site**
 Previous: 00:02:45 (6.83%)

 **42.26% Bounce Rate**
 Previous: 38.37% (10.14%)

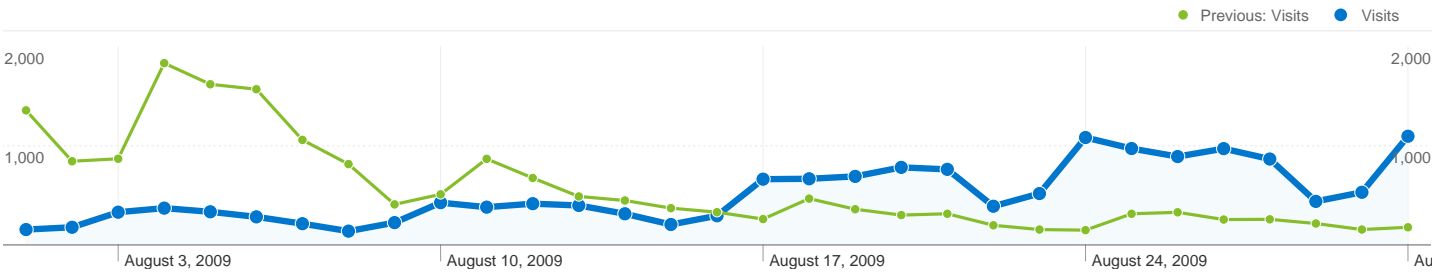
 **27.97% New Visits**
 Previous: 18.77% (49.06%)

Technical Profile

Browser	Visits	% visits	Connection Speed	Visits	% visits
Firefox			DSL		
Aug 1, 2009 - Aug 31, 2009	9,647	60.35%	Aug 1, 2009 - Aug 31, 2009	7,546	47.20%
Jul 3, 2009 - Aug 3, 2009	11,115	60.71%	Jul 3, 2009 - Aug 3, 2009	8,078	44.12%
% Change	-13.21%	-0.60%	% Change	-6.59%	6.98%
Internet Explorer			Unknown		
Aug 1, 2009 - Aug 31, 2009	4,612	28.85%	Aug 1, 2009 - Aug 31, 2009	4,554	28.49%
Jul 3, 2009 - Aug 3, 2009	5,223	28.53%	Jul 3, 2009 - Aug 3, 2009	5,890	32.17%
% Change	-11.70%	1.13%	% Change	-22.68%	-11.45%

Opera		
Aug 1, 2009 - Aug 31, 2009	627	3.92%
Jul 3, 2009 - Aug 3, 2009	500	2.73%
% Change	25.40%	43.61%
Chrome		
Aug 1, 2009 - Aug 31, 2009	605	3.78%
Jul 3, 2009 - Aug 3, 2009	762	4.16%
% Change	-20.60%	-9.07%
Safari		
Aug 1, 2009 - Aug 31, 2009	343	2.15%
Jul 3, 2009 - Aug 3, 2009	605	3.30%
% Change	-43.31%	-35.07%

T1		
Aug 1, 2009 - Aug 31, 2009	1,904	11.91%
Jul 3, 2009 - Aug 3, 2009	2,231	12.19%
% Change	-14.66%	-2.26%
Cable		
Aug 1, 2009 - Aug 31, 2009	1,294	8.09%
Jul 3, 2009 - Aug 3, 2009	1,160	6.34%
% Change	11.55%	27.75%
Dialup		
Aug 1, 2009 - Aug 31, 2009	669	4.18%
Jul 3, 2009 - Aug 3, 2009	929	5.07%
% Change	-27.99%	-17.53%



All traffic sources sent a total of 15,986 visits

23.20% Direct Traffic

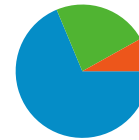
Previous: 22.08% (5.06%)

68.70% Referring Sites

Previous: 69.39% (-0.99%)

8.09% Search Engines

Previous: 8.53% (-5.06%)



- **Referring Sites**
10,983.00 (68.70%)
- **Direct Traffic**
3,709.00 (23.20%)
- **Search Engines**
1,294.00 (8.09%)

Top Traffic Sources

Sources	Visits	% visits
eizobrazevanje.uni-mb.si (referral)		
Aug 1, 2009 - Aug 31, 2009	4,410	27.59%
Jul 3, 2009 - Aug 3, 2009	5,455	29.80%
% Change	-19.16%	-7.41%
(direct) ((none))		
Aug 1, 2009 - Aug 31, 2009	3,709	23.20%
Jul 3, 2009 - Aug 3, 2009	4,043	22.08%
% Change	-8.26%	5.06%
google (organic)		
Aug 1, 2009 - Aug 31, 2009	1,230	7.69%
Jul 3, 2009 - Aug 3, 2009	1,437	7.85%
% Change	-14.41%	-1.97%
fg.uni-mb.si (referral)		
Aug 1, 2009 - Aug 31, 2009	1,224	7.66%
Jul 3, 2009 - Aug 3, 2009	1,356	7.41%
% Change	-9.73%	3.38%
fs.uni-mb.si (referral)		

Keywords	Visits	% visits
moodle		
Aug 1, 2009 - Aug 31, 2009	388	29.98%
Jul 3, 2009 - Aug 3, 2009	507	32.48%
% Change	-23.47%	-7.68%
moodle.uni-mb.si		
Aug 1, 2009 - Aug 31, 2009	220	17.00%
Jul 3, 2009 - Aug 3, 2009	216	13.84%
% Change	1.85%	22.87%
moodle mb		
Aug 1, 2009 - Aug 31, 2009	73	5.64%
Jul 3, 2009 - Aug 3, 2009	51	3.27%
% Change	43.14%	72.67%
e-izobrazevanje		
Aug 1, 2009 - Aug 31, 2009	44	3.40%
Jul 3, 2009 - Aug 3, 2009	58	3.72%
% Change	-24.14%	-8.48%
moodle uni mb		

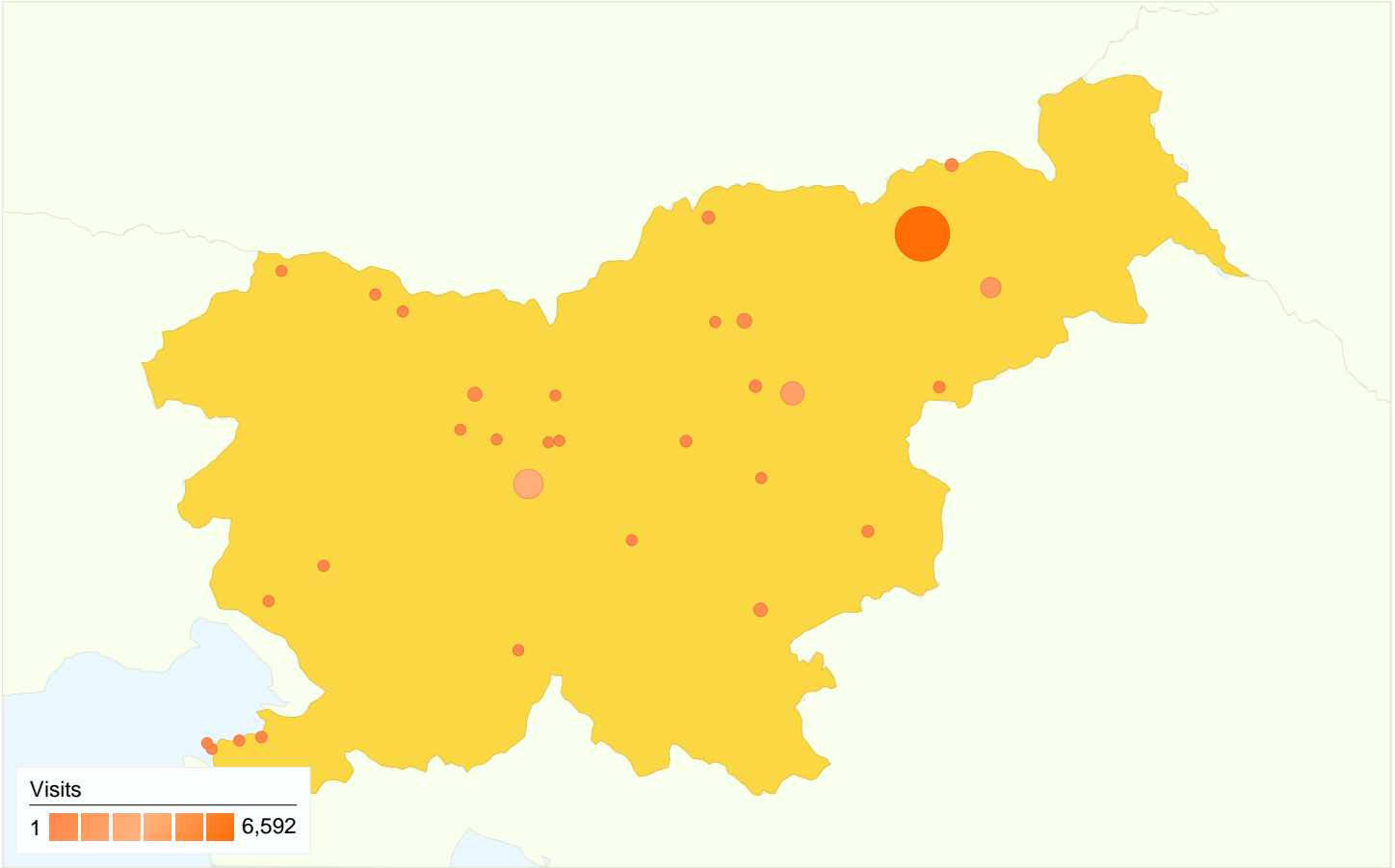
Aug 1, 2009 - Aug 31, 2009	1,167	7.30%	Aug 1, 2009 - Aug 31, 2009	44	3.40%
Jul 3, 2009 - Aug 3, 2009	1,608	8.78%	Jul 3, 2009 - Aug 3, 2009	91	5.83%
% Change	-27.43%	-16.88%	% Change	-51.65%	-41.67%

Country/Territory Detail:

Slovenia

Aug 1, 2009 - Aug 31, 2009

Comparing to: Jul 3, 2009 - Aug 3, 2009



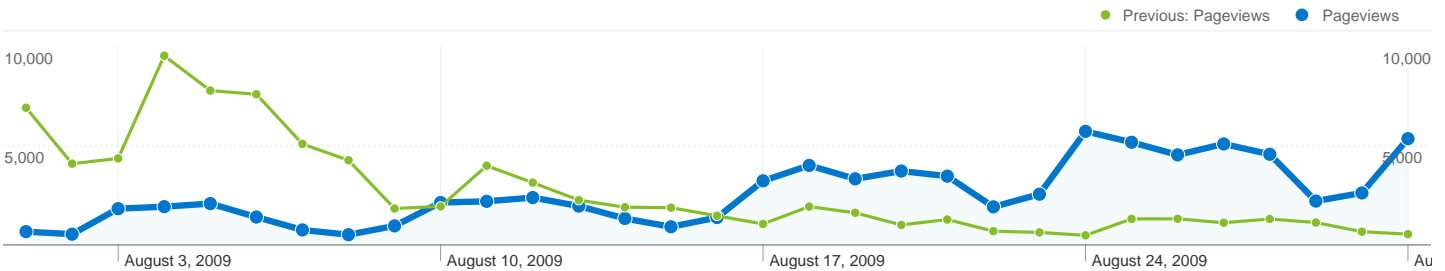
This country/territory sent 15,728 visits via 32 cities

Site Usage

Visits	Pages/Visit	Avg. Time on Site	% New Visits	Bounce Rate	
15,728 Previous: 17,945 (-12.35%)	5.06 Previous: 4.69 (7.78%)	00:02:56 Previous: 00:02:45 (6.94%)	27.69% Previous: 18.30% (51.31%)	42.16% Previous: 38.23% (10.29%)	
City	Visits	Pages/Visit	Avg. Time on Site	% New Visits	Bounce Rate
Maribor					
August 1, 2009 - August 31, 2009	6,592	5.53	00:03:21	24.88%	41.03%
July 3, 2009 - August 3, 2009	7,972	5.01	00:03:07	15.54%	36.62%
% Change	-17.31%	10.52%	7.58%	60.07%	12.07%
Ljubljana					
August 1, 2009 - August 31, 2009	2,805	4.57	00:02:41	39.00%	45.45%
July 3, 2009 - August 3, 2009	2,588	4.36	00:02:47	28.44%	40.84%
% Change	8.38%	4.86%	-3.56%	37.14%	11.29%
Celje					

August 1, 2009 - August 31, 2009	1,866	4.59	00:02:40	22.67%	41.75%
July 3, 2009 - August 3, 2009	2,344	4.63	00:02:59	16.42%	38.31%
% Change	-20.39%	-0.96%	-10.73%	38.01%	8.97%
Ptuj					
August 1, 2009 - August 31, 2009	1,410	4.59	00:02:35	23.19%	40.64%
July 3, 2009 - August 3, 2009	1,610	4.38	00:02:24	17.58%	36.21%
% Change	-12.42%	4.61%	7.65%	31.94%	12.23%
Velenje					
August 1, 2009 - August 31, 2009	554	5.31	00:02:45	25.99%	38.45%
July 3, 2009 - August 3, 2009	624	4.13	00:01:22	14.74%	37.02%
% Change	-11.22%	28.45%	100.01%	76.30%	3.86%
Kranj					
August 1, 2009 - August 31, 2009	469	5.70	00:02:40	32.41%	40.09%
July 3, 2009 - August 3, 2009	494	5.15	00:02:04	25.91%	45.14%
% Change	-5.06%	10.59%	28.70%	25.08%	-11.20%
Novo Mesto					
August 1, 2009 - August 31, 2009	433	3.74	00:01:23	26.56%	43.88%
July 3, 2009 - August 3, 2009	611	3.78	00:01:30	16.37%	40.26%
% Change	-29.13%	-1.25%	-7.74%	62.27%	8.99%
Sladki Vrh					
August 1, 2009 - August 31, 2009	274	3.87	00:02:21	30.66%	45.26%
July 3, 2009 - August 3, 2009	202	3.44	00:01:27	16.34%	41.58%
% Change	35.64%	12.55%	61.46%	87.66%	8.83%
Dravograd					
August 1, 2009 - August 31, 2009	265	4.66	00:02:40	19.25%	33.96%
July 3, 2009 - August 3, 2009	202	5.59	00:02:27	17.82%	20.30%
% Change	31.19%	-16.76%	9.02%	7.99%	67.33%
Zalec					
August 1, 2009 - August 31, 2009	222	3.75	00:02:11	12.61%	62.61%
July 3, 2009 - August 3, 2009	306	2.73	00:01:25	7.84%	55.56%
% Change	-27.45%	37.34%	54.10%	60.81%	12.70%

1 - 10 of 32

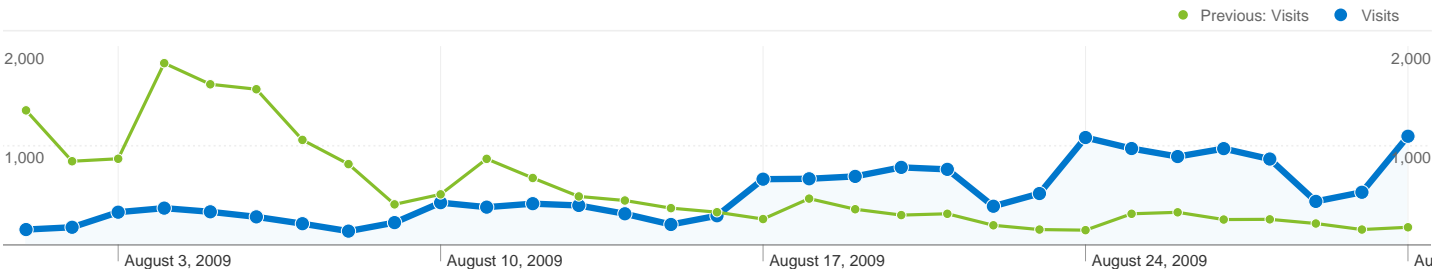


10,866 page titles were viewed a total of 80,536 times

Content Performance

Page Title	Pageviews	Unique Pageviews	Avg. Time on Page	Bounce Rate	% Exit	\$ Index							
<table border="0" style="width:100%"> <tr> <td style="width:16.6%">Pageviews 80,536 Previous: 85,995 (-6.35%)</td> <td style="width:16.6%">Unique Pageviews 51,520 Previous: 56,740 (-9.20%)</td> <td style="width:16.6%">Avg. Time on Page 00:00:44 Previous: 00:00:45 (-2.19%)</td> <td style="width:16.6%">Bounce Rate 42.26% Previous: 38.37% (10.14%)</td> <td style="width:16.6%">% Exit 19.85% Previous: 21.29% (-6.76%)</td> <td style="width:16.6%">\$ Index \$0.00 Previous: \$0.00 (0.00%)</td> <td></td> </tr> </table>							Pageviews 80,536 Previous: 85,995 (-6.35%)	Unique Pageviews 51,520 Previous: 56,740 (-9.20%)	Avg. Time on Page 00:00:44 Previous: 00:00:45 (-2.19%)	Bounce Rate 42.26% Previous: 38.37% (10.14%)	% Exit 19.85% Previous: 21.29% (-6.76%)	\$ Index \$0.00 Previous: \$0.00 (0.00%)	
Pageviews 80,536 Previous: 85,995 (-6.35%)	Unique Pageviews 51,520 Previous: 56,740 (-9.20%)	Avg. Time on Page 00:00:44 Previous: 00:00:45 (-2.19%)	Bounce Rate 42.26% Previous: 38.37% (10.14%)	% Exit 19.85% Previous: 21.29% (-6.76%)	\$ Index \$0.00 Previous: \$0.00 (0.00%)								
Center za e-izobraževanje in vseživljenjsko učenje													
August 1, 2009 - August 31, 2009	26,526	14,948	00:00:38	44.74%	36.91%	\$0.00							
July 3, 2009 - August 3, 2009	31,401	17,329	00:00:37	40.57%	35.02%	\$0.00							
% Change	-15.52%	-13.74%	1.66%	10.30%	5.40%	0.00%							
Sporočila - Center za e-izobraževanje in vseživljenjsko učenje													
August 1, 2009 - August 31, 2009	3,294	347	00:00:56	0.00%	1.76%	\$0.00							
July 3, 2009 - August 3, 2009	1,369	390	00:00:49	0.00%	4.16%	\$0.00							
% Change	140.61%	-11.03%	14.33%	0.00%	-57.71%	0.00%							
Center za e-izobraževanje in vseživljenjsko učenje: Prijava v spletno mesto													
August 1, 2009 - August 31, 2009	3,224	2,157	00:00:30	22.54%	19.82%	\$0.00							
July 3, 2009 - August 3, 2009	3,184	2,311	00:00:27	19.49%	18.34%	\$0.00							
% Change	1.26%	-6.66%	12.67%	15.62%	8.06%	0.00%							
(not set)													
August 1, 2009 - August 31, 2009	1,168	972	00:00:50	62.22%	19.52%	\$0.00							
July 3, 2009 - August 3, 2009	1,364	1,093	00:00:55	59.09%	24.93%	\$0.00							
% Change	-14.37%	-11.07%	-9.39%	5.30%	-21.69%	0.00%							
Course: ANGLEŠKI JEZIK													
August 1, 2009 - August 31, 2009	703	253	00:00:49	40.00%	6.26%	\$0.00							
July 3, 2009 - August 3, 2009	563	276	00:01:09	50.00%	12.79%	\$0.00							

% Change	24.87%	-8.33%	-28.78%	-20.00%	-51.06%	0.00%
Predmet: VEČPREDSTAVNOST V IZOBRAŽEVANJU						
August 1, 2009 - August 31, 2009	646	216	00:01:08	28.57%	9.44%	\$0.00
July 3, 2009 - August 3, 2009	771	318	00:00:37	40.00%	8.43%	\$0.00
% Change	-16.21%	-32.08%	81.80%	-28.57%	12.01%	0.00%
Predmet: MATERIALI II						
August 1, 2009 - August 31, 2009	414	234	00:00:26	0.00%	9.18%	\$0.00
July 3, 2009 - August 3, 2009	613	395	00:00:35	14.29%	7.18%	\$0.00
% Change	-32.46%	-40.76%	-24.54%	-100.00%	27.88%	0.00%
Napaka						
August 1, 2009 - August 31, 2009	364	291	00:00:16	0.00%	7.42%	\$0.00
July 3, 2009 - August 3, 2009	256	208	00:00:19	33.33%	9.77%	\$0.00
% Change	42.19%	39.90%	-14.28%	-100.00%	-24.04%	0.00%
Center za e-izobraževanje in vseživljenjsko učenje : Rezultati iskanja						
August 1, 2009 - August 31, 2009	346	243	00:00:21	100.00%	6.65%	\$0.00
July 3, 2009 - August 3, 2009	218	154	00:00:15	0.00%	5.05%	\$0.00
% Change	58.72%	57.79%	38.63%	100.00%	31.74%	0.00%
Pozabljeno geslo						
August 1, 2009 - August 31, 2009	305	110	00:00:20	0.00%	2.62%	\$0.00
July 3, 2009 - August 3, 2009	134	63	00:00:17	0.00%	3.73%	\$0.00
% Change	127.61%	74.60%	15.37%	0.00%	-29.70%	0.00%
1 - 10 of 10,866						



15,986 visits used 32 browser and OS combinations

Site Usage

Visits	Pages/Visit	Avg. Time on Site	% New Visits	Bounce Rate	
15,986 Previous: 18,308 (-12.68%)	5.04 Previous: 4.70 (7.26%)	00:02:56 Previous: 00:02:45 (6.83%)	27.97% Previous: 18.78% (48.93%)	42.26% Previous: 38.37% (10.14%)	
Browser and OS	Visits	Pages/Visit	Avg. Time on Site	% New Visits	Bounce Rate
Firefox / Windows					
August 1, 2009 - August 31, 2009	9,571	4.35	00:02:44	25.86%	38.95%
July 3, 2009 - August 3, 2009	10,994	4.21	00:02:46	17.74%	35.56%
% Change	-12.94%	3.22%	-1.65%	45.79%	9.55%
Internet Explorer / Windows					
August 1, 2009 - August 31, 2009	4,612	6.39	00:03:04	33.93%	44.02%
July 3, 2009 - August 3, 2009	5,223	5.98	00:02:52	21.42%	38.94%
% Change	-11.70%	6.75%	7.26%	58.39%	13.03%
Opera / Windows					
August 1, 2009 - August 31, 2009	621	2.93	00:01:17	10.31%	70.21%
July 3, 2009 - August 3, 2009	489	2.99	00:01:22	11.66%	67.48%
% Change	26.99%	-2.01%	-6.71%	-11.59%	4.04%
Chrome / Windows					
August 1, 2009 - August 31, 2009	605	8.66	00:06:38	30.74%	37.85%
July 3, 2009 - August 3, 2009	762	5.16	00:03:04	12.47%	30.71%
% Change	-20.60%	67.80%	116.57%	146.60%	23.26%
Safari / Macintosh					
August 1, 2009 - August 31, 2009	143	3.40	00:02:09	12.59%	75.52%
July 3, 2009 - August 3, 2009	262	4.44	00:03:19	3.05%	74.43%
% Change	-45.42%	-23.37%	-35.05%	312.24%	1.47%
Safari / Windows					
August 1, 2009 - August 31, 2009	116	1.16	00:00:02	3.45%	96.55%

July 3, 2009 - August 3, 2009	204	1.34	00:00:22	3.43%	92.16%
% Change	-43.14%	-13.99%	-91.43%	0.49%	4.77%
Safari / SymbianOS					
August 1, 2009 - August 31, 2009	77	3.19	00:04:50	98.70%	23.38%
July 3, 2009 - August 3, 2009	123	3.33	00:01:34	100.00%	23.58%
% Change	-37.40%	-4.16%	209.13%	-1.30%	-0.85%
Firefox / Linux					
August 1, 2009 - August 31, 2009	46	5.17	00:02:16	56.52%	50.00%
July 3, 2009 - August 3, 2009	53	4.64	00:03:11	33.96%	49.06%
% Change	-13.21%	11.47%	-28.80%	66.43%	1.92%
Mozilla / Windows					
August 1, 2009 - August 31, 2009	32	5.66	00:02:19	6.25%	9.38%
July 3, 2009 - August 3, 2009	11	10.18	00:07:19	18.18%	27.27%
% Change	190.91%	-44.45%	-68.39%	-65.62%	-65.62%
Opera Mini / (not set)					
August 1, 2009 - August 31, 2009	31	2.42	00:03:32	22.58%	41.94%
July 3, 2009 - August 3, 2009	26	2.77	00:00:59	53.85%	42.31%
% Change	19.23%	-12.63%	259.09%	-58.06%	-0.88%
					1 - 10 of 32