


Site Usage

 **25,054 Visits**


Previous: 17,391 (44.06%)

 **40.82% Bounce Rate**


Previous: 41.70% (-2.11%)

 **143,801 Pageviews**

Previous: 88,672 (62.17%)

 **00:03:23 Avg. Time on Site**

Previous: 00:03:02 (11.74%)

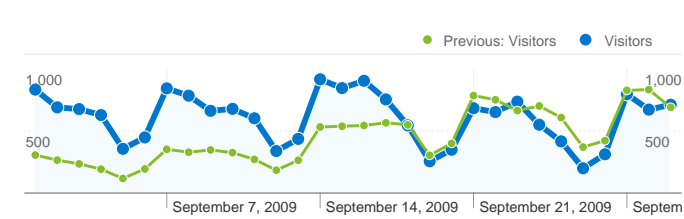
 **5.74 Pages/Visit**

Previous: 5.10 (12.57%)

 **24.42% % New Visits**

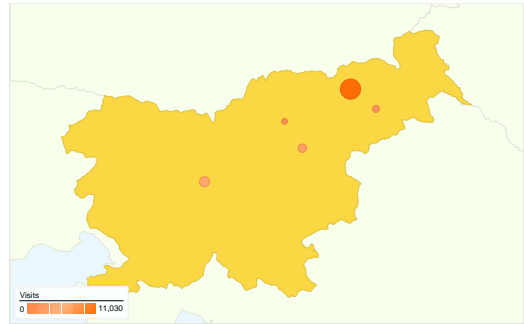
Previous: 27.54% (-11.32%)

Visitors Overview

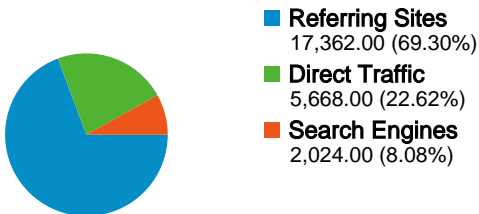


Visitors
10,243

Map Overlay SI

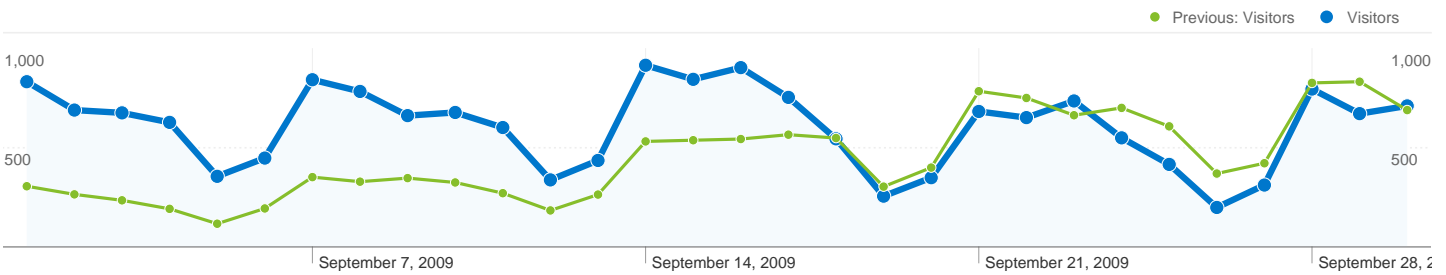


Traffic Sources Overview



Browsers and OS		
Browser and OS	Visits	% visits
Firefox / Windows		
Sep 1, 2009 - Sep 30, 2009	14,761	58.92%
Aug 4, 2009 - Sep 2, 2009	10,419	59.91%
% Change	41.67%	-1.66%
Internet Explorer / Windows		
Sep 1, 2009 - Sep 30, 2009	7,778	31.04%
Aug 4, 2009 - Sep 2, 2009	5,096	29.30%
% Change	52.63%	5.95%
Chrome / Windows		
Sep 1, 2009 - Sep 30, 2009	934	3.73%
Aug 4, 2009 - Sep 2, 2009	669	3.85%
% Change	39.61%	-3.09%
Opera / Windows		
Sep 1, 2009 - Sep 30, 2009	662	2.64%
Aug 4, 2009 - Sep 2, 2009	612	3.52%
% Change	8.17%	-24.91%
Safari / Macintosh		
Sep 1, 2009 - Sep 30, 2009	200	0.80%
Aug 4, 2009 - Sep 2, 2009	152	0.87%
% Change	31.58%	-8.67%


Content by Title		
Page Title	Pageviews	% visits
Center za e-izobraževanje in vseživljenjsko učenje		
Sep 1, 2009 - Sep 30, 2009	44,651	31.05%
Aug 4, 2009 - Sep 2, 2009	29,126	32.85%
% Change	53.30%	-5.47%
Center za e-izobraževanje in vseživljenjsko učenje: Prijava v		
Sep 1, 2009 - Sep 30, 2009	4,660	3.24%
Aug 4, 2009 - Sep 2, 2009	3,480	3.92%
% Change	33.91%	-17.43%
Sporočila - Center za e-izobraževanje in vseživljenjsko učenje		
Sep 1, 2009 - Sep 30, 2009	2,966	2.06%
Aug 4, 2009 - Sep 2, 2009	3,703	4.18%
% Change	-19.90%	-50.61%
(not set)		
Sep 1, 2009 - Sep 30, 2009	2,851	1.98%
Aug 4, 2009 - Sep 2, 2009	1,369	1.54%
% Change	108.25%	28.42%
Uredi nastavitve predmeta		
Sep 1, 2009 - Sep 30, 2009	789	0.55%
Aug 4, 2009 - Sep 2, 2009	35	0.04%
% Change	2,154.29%	1,290.06%





10,243 people visited this site


 **25,054 Visits**
 Previous: 17,391 (44.06%)


 **10,243 Absolute Unique Visitors**
 Previous: 7,768 (31.86%)

 **143,801 Pageviews**
 Previous: 88,672 (62.17%)

 **5.74 Average Pageviews**
 Previous: 5.10 (12.57%)

 **00:03:23 Time on Site**
 Previous: 00:03:02 (11.74%)

 **40.82% Bounce Rate**
 Previous: 41.70% (-2.11%)

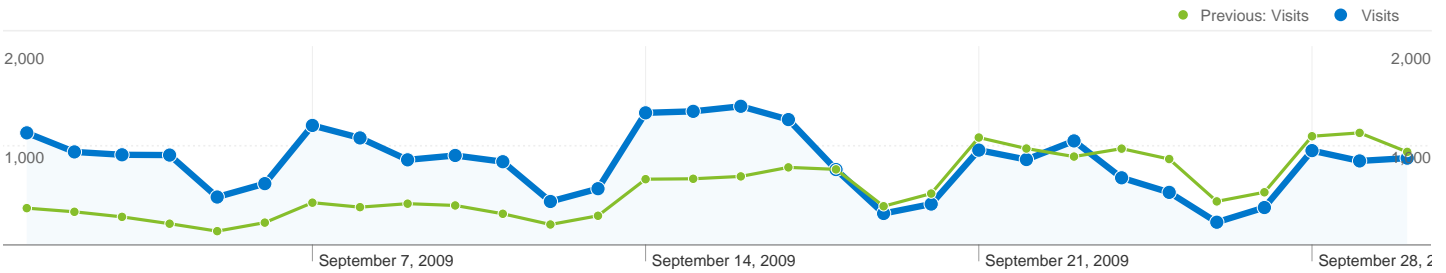
 **24.42% New Visits**
 Previous: 27.54% (-11.32%)

Technical Profile

Browser	Visits	% visits	Connection Speed	Visits	% visits
Firefox			DSL		
Sep 1, 2009 - Sep 30, 2009	14,945	59.65%	Sep 1, 2009 - Sep 30, 2009	10,902	43.51%
Aug 4, 2009 - Sep 2, 2009	10,499	60.37%	Aug 4, 2009 - Sep 2, 2009	8,094	46.54%
% Change	42.35%	-1.19%	% Change	34.69%	-6.50%
Internet Explorer			Unknown		
Sep 1, 2009 - Sep 30, 2009	7,778	31.04%	Sep 1, 2009 - Sep 30, 2009	7,106	28.36%
Aug 4, 2009 - Sep 2, 2009	5,096	29.30%	Aug 4, 2009 - Sep 2, 2009	4,936	28.38%
% Change	52.63%	5.95%	% Change	43.96%	-0.07%

Chrome		
Sep 1, 2009 - Sep 30, 2009	934	3.73%
Aug 4, 2009 - Sep 2, 2009	669	3.85%
% Change	39.61%	-3.09%
Opera		
Sep 1, 2009 - Sep 30, 2009	670	2.67%
Aug 4, 2009 - Sep 2, 2009	618	3.55%
% Change	8.41%	-24.75%
Safari		
Sep 1, 2009 - Sep 30, 2009	494	1.97%
Aug 4, 2009 - Sep 2, 2009	348	2.00%
% Change	41.95%	-1.46%

T1		
Sep 1, 2009 - Sep 30, 2009	4,268	17.04%
Aug 4, 2009 - Sep 2, 2009	2,244	12.90%
% Change	90.20%	32.02%
Cable		
Sep 1, 2009 - Sep 30, 2009	1,618	6.46%
Aug 4, 2009 - Sep 2, 2009	1,353	7.78%
% Change	19.59%	-16.99%
Dialup		
Sep 1, 2009 - Sep 30, 2009	1,144	4.57%
Aug 4, 2009 - Sep 2, 2009	743	4.27%
% Change	53.97%	6.88%



All traffic sources sent a total of 25,054 visits

22.62% Direct Traffic

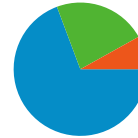
Previous: 23.13% (-2.20%)

69.30% Referring Sites

Previous: 68.66% (0.94%)

8.08% Search Engines

Previous: 8.21% (-1.61%)



- **Referring Sites**
17,362.00 (69.30%)
- **Direct Traffic**
5,668.00 (22.62%)
- **Search Engines**
2,024.00 (8.08%)

Top Traffic Sources

Sources	Visits	% visits
eizobrazevanje.uni-mb.si (referral)		
Sep 1, 2009 - Sep 30, 2009	7,444	29.71%
Aug 4, 2009 - Sep 2, 2009	4,851	27.89%
% Change	53.45%	6.52%
(direct) ((none))		
Sep 1, 2009 - Sep 30, 2009	5,668	22.62%
Aug 4, 2009 - Sep 2, 2009	4,023	23.13%
% Change	40.89%	-2.20%
fs.uni-mb.si (referral)		
Sep 1, 2009 - Sep 30, 2009	2,164	8.64%
Aug 4, 2009 - Sep 2, 2009	1,256	7.22%
% Change	72.29%	19.60%
google (organic)		
Sep 1, 2009 - Sep 30, 2009	1,844	7.36%
Aug 4, 2009 - Sep 2, 2009	1,350	7.76%
% Change	36.59%	-5.19%
fg.uni-mb.si (referral)		

Keywords	Visits	% visits
moodle		
Sep 1, 2009 - Sep 30, 2009	591	29.20%
Aug 4, 2009 - Sep 2, 2009	415	29.06%
% Change	42.41%	0.47%
moodle.uni-mb.si		
Sep 1, 2009 - Sep 30, 2009	277	13.69%
Aug 4, 2009 - Sep 2, 2009	238	16.67%
% Change	16.39%	-17.89%
moodle uni mb		
Sep 1, 2009 - Sep 30, 2009	102	5.04%
Aug 4, 2009 - Sep 2, 2009	58	4.06%
% Change	75.86%	24.08%
e-izobrazevanje		
Sep 1, 2009 - Sep 30, 2009	88	4.35%
Aug 4, 2009 - Sep 2, 2009	48	3.36%
% Change	83.33%	29.35%
eizobrazevanje		

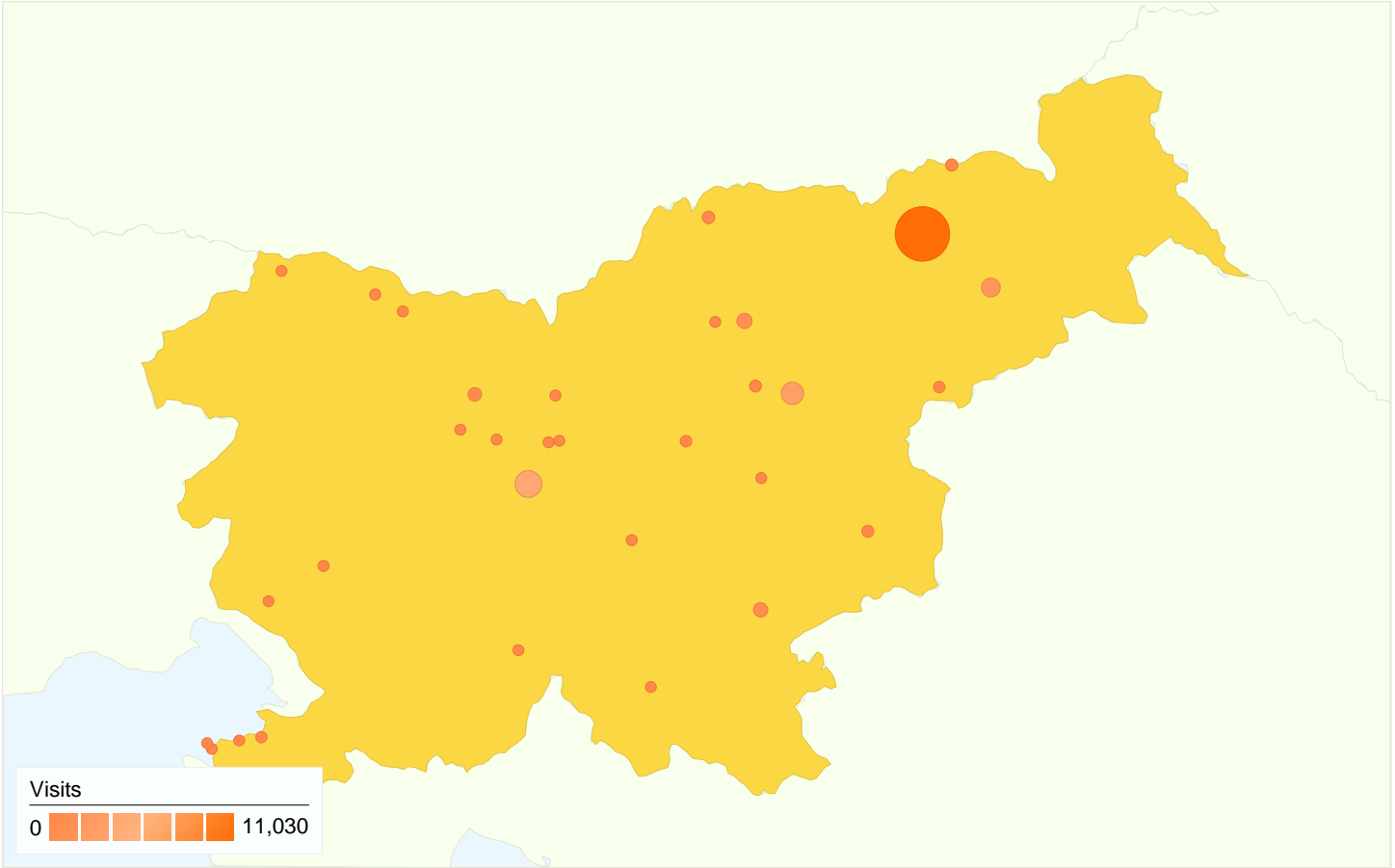
Sep 1, 2009 - Sep 30, 2009	1,621	6.47%	Sep 1, 2009 - Sep 30, 2009	82	4.05%
Aug 4, 2009 - Sep 2, 2009	1,339	7.70%	Aug 4, 2009 - Sep 2, 2009	46	3.22%
% Change	21.06%	-15.97%	% Change	78.26%	25.77%

Country/Territory Detail:

Slovenia

Sep 1, 2009 - Sep 30, 2009

Comparing to: Aug 4, 2009 - Sep 2, 2009

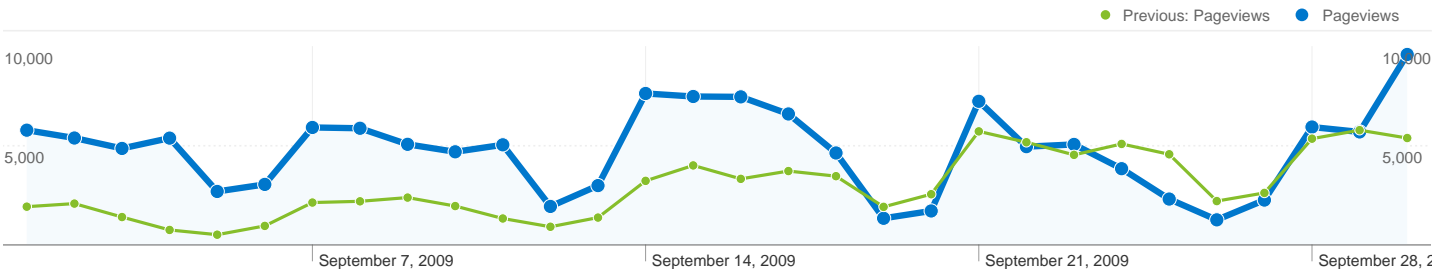


This country/territory sent 24,690 visits via 33 cities

Site Usage

Visits	Pages/Visit	Avg. Time on Site	% New Visits	Bounce Rate	
24,690 Previous: 17,125 (44.18%)	5.76 Previous: 5.12 (12.68%)	00:03:24 Previous: 00:03:02 (12.10%)	24.10% Previous: 27.23% (-11.50%)	40.70% Previous: 41.59% (-2.16%)	
City	Visits	Pages/Visit	Avg. Time on Site	% New Visits	Bounce Rate
Maribor					
September 1, 2009 - September 30, 2009	11,030	6.95	00:04:10	21.20%	39.32%
August 4, 2009 - September 2, 2009	7,405	5.61	00:03:29	24.28%	40.41%
% Change	48.95%	24.00%	20.06%	-12.70%	-2.69%
Ljubljana					
September 1, 2009 - September 30, 2009	4,038	4.64	00:02:43	32.99%	43.14%
August 4, 2009 - September 2, 2009	3,013	4.64	00:02:48	38.23%	44.84%
% Change	34.02%	-0.01%	-2.93%	-13.73%	-3.79%
Celje					

September 1, 2009 - September 30, 2009	2,879	4.78	00:02:47	20.46%	40.88%
August 4, 2009 - September 2, 2009	1,966	4.71	00:02:53	22.43%	41.61%
% Change	46.44%	1.58%	-3.12%	-8.80%	-1.74%
Ptuj					
September 1, 2009 - September 30, 2009	1,986	4.42	00:02:28	21.95%	40.79%
August 4, 2009 - September 2, 2009	1,524	4.62	00:02:39	23.03%	40.03%
% Change	30.31%	-4.49%	-6.88%	-4.68%	1.90%
Velenje					
September 1, 2009 - September 30, 2009	1,070	4.80	00:02:41	18.88%	37.66%
August 4, 2009 - September 2, 2009	572	5.36	00:02:46	26.22%	37.76%
% Change	87.06%	-10.52%	-2.97%	-28.01%	-0.26%
Novo Mesto					
September 1, 2009 - September 30, 2009	864	4.46	00:02:20	20.95%	43.29%
August 4, 2009 - September 2, 2009	465	3.84	00:01:19	25.59%	43.01%
% Change	85.81%	16.08%	75.98%	-18.14%	0.64%
Kranj					
September 1, 2009 - September 30, 2009	672	7.33	00:04:10	36.01%	42.86%
August 4, 2009 - September 2, 2009	489	5.57	00:02:31	32.72%	40.29%
% Change	37.42%	31.54%	64.97%	10.06%	6.38%
Dravograd					
September 1, 2009 - September 30, 2009	401	5.37	00:03:44	15.71%	32.42%
August 4, 2009 - September 2, 2009	295	4.55	00:02:33	18.31%	34.24%
% Change	35.93%	17.88%	46.32%	-14.17%	-5.31%
Sladki Vrh					
September 1, 2009 - September 30, 2009	334	4.51	00:03:23	24.55%	41.02%
August 4, 2009 - September 2, 2009	299	3.93	00:02:26	31.44%	45.48%
% Change	11.71%	14.99%	38.78%	-21.91%	-9.82%
Krsko					
September 1, 2009 - September 30, 2009	279	4.99	00:04:00	34.41%	47.67%
August 4, 2009 - September 2, 2009	166	4.33	00:03:19	22.89%	48.19%
% Change	68.07%	15.27%	20.76%	50.31%	-1.08%

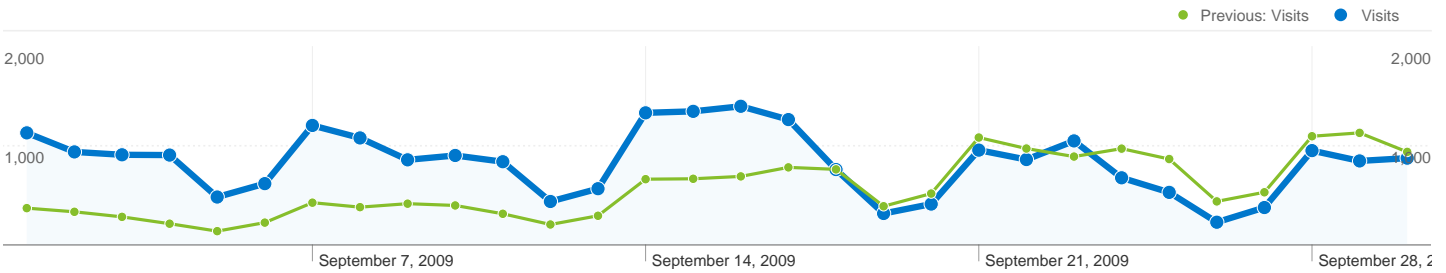


15,814 page titles were viewed a total of 143,801 times

Content Performance

Pageviews	Unique Pageviews	Avg. Time on Page	Bounce Rate	% Exit	\$ Index	
143,801 Previous: 88,672 (62.17%)	89,115 Previous: 56,620 (57.39%)	00:00:43 Previous: 00:00:44 (-3.37%)	40.82% Previous: 41.70% (-2.11%)	17.42% Previous: 19.61% (-11.17%)	\$0.00 Previous: \$0.00 (0.00%)	
Page Title	Pageviews	Unique Pageviews	Avg. Time on Page	Bounce Rate	% Exit	\$ Index
Center za e-izobraževanje in vseživljenjsko učenje						
September 1, 2009 - September 30, 2009	44,651	23,582	00:00:42	43.38%	34.94%	\$0.00
August 4, 2009 - September 2, 2009	29,126	16,255	00:00:38	44.26%	36.41%	\$0.00
% Change	53.30%	45.08%	9.45%	-1.98%	-4.03%	0.00%
Center za e-izobraževanje in vseživljenjsko učenje: Prijava v spletno mesto						
September 1, 2009 - September 30, 2009	4,660	3,162	00:00:36	21.48%	19.14%	\$0.00
August 4, 2009 - September 2, 2009	3,480	2,337	00:00:28	21.86%	19.34%	\$0.00
% Change	33.91%	35.30%	25.79%	-1.73%	-1.02%	0.00%
Sporočila - Center za e-izobraževanje in vseživljenjsko učenje						
September 1, 2009 - September 30, 2009	2,966	575	00:00:46	0.00%	2.76%	\$0.00
August 4, 2009 - September 2, 2009	3,703	379	00:00:54	0.00%	1.70%	\$0.00
% Change	-19.90%	51.72%	-13.94%	0.00%	62.50%	0.00%
(not set)						
September 1, 2009 - September 30, 2009	2,851	2,128	00:01:06	56.52%	17.08%	\$0.00
August 4, 2009 - September 2, 2009	1,369	1,154	00:00:53	54.00%	20.96%	\$0.00
% Change	108.25%	84.40%	25.26%	4.67%	-18.52%	0.00%
Uredi nastavitve predmeta						

September 1, 2009 - September 30, 2009	789	351	00:00:44	66.67%	0.63%	\$0.00
August 4, 2009 - September 2, 2009	35	19	00:00:31	0.00%	2.86%	\$0.00
% Change	2,154.29%	1,747.37%	39.39%	100.00%	-77.82%	0.00%
Napaka						
September 1, 2009 - September 30, 2009	733	558	00:00:18	61.54%	8.46%	\$0.00
August 4, 2009 - September 2, 2009	405	331	00:00:15	12.50%	7.65%	\$0.00
% Change	80.99%	68.58%	16.27%	392.31%	10.50%	0.00%
Predmet: VEČPREDSTAVNOST V IZOBRAŽEVANJU						
September 1, 2009 - September 30, 2009	608	243	00:01:31	0.00%	12.17%	\$0.00
August 4, 2009 - September 2, 2009	569	217	00:01:11	25.00%	10.54%	\$0.00
% Change	6.85%	11.98%	29.47%	-100.00%	15.42%	0.00%
Predmet: DRUŽINSKA MEDICINA I						
September 1, 2009 - September 30, 2009	585	122	00:00:22	0.00%	2.05%	\$0.00
August 4, 2009 - September 2, 2009	0	0	00:00:00	0.00%	0.00%	\$0.00
% Change	100.00%	100.00%	100.00%	0.00%	100.00%	0.00%
Center za e-izobraževanje in vseživljenjsko učenje : Rezultati iskanja						
September 1, 2009 - September 30, 2009	561	365	00:00:22	0.00%	5.70%	\$0.00
August 4, 2009 - September 2, 2009	370	252	00:00:21	100.00%	6.49%	\$0.00
% Change	51.62%	44.84%	4.95%	-100.00%	-12.06%	0.00%
Predmet: MATERIALI II						
September 1, 2009 - September 30, 2009	501	309	00:00:40	9.09%	9.58%	\$0.00
August 4, 2009 - September 2, 2009	509	297	00:00:28	0.00%	9.63%	\$0.00
% Change	-1.57%	4.04%	41.80%	100.00%	-0.48%	0.00%
1 - 10 of 15,814						



25,054 visits used 30 browser and OS combinations

Site Usage

Visits	Pages/Visit	Avg. Time on Site	% New Visits	Bounce Rate	
25,054 Previous: 17,391 (44.06%)	5.74 Previous: 5.10 (12.57%)	00:03:23 Previous: 00:03:02 (11.74%)	24.46% Previous: 27.55% (-11.21%)	40.82% Previous: 41.70% (-2.11%)	
Browser and OS	Visits	Pages/Visit	Avg. Time on Site	% New Visits	Bounce Rate
Firefox / Windows					
September 1, 2009 - September 30, 2009	14,761	4.72	00:02:56	22.03%	39.25%
August 4, 2009 - September 2, 2009	10,419	4.38	00:02:47	25.47%	38.63%
% Change	41.67%	7.74%	5.70%	-13.51%	1.59%
Internet Explorer / Windows					
September 1, 2009 - September 30, 2009	7,778	7.70	00:04:10	28.73%	42.27%
August 4, 2009 - September 2, 2009	5,096	6.40	00:03:14	33.20%	43.74%
% Change	52.63%	20.19%	28.73%	-13.46%	-3.35%
Chrome / Windows					
September 1, 2009 - September 30, 2009	934	7.95	00:04:56	28.48%	36.62%
August 4, 2009 - September 2, 2009	669	8.86	00:06:34	28.85%	36.77%
% Change	39.61%	-10.27%	-24.94%	-1.28%	-0.42%
Opera / Windows					
September 1, 2009 - September 30, 2009	662	4.33	00:02:37	15.26%	47.13%
August 4, 2009 - September 2, 2009	612	3.15	00:01:27	11.27%	67.32%
% Change	8.17%	37.38%	81.54%	35.32%	-29.99%
Safari / Macintosh					
September 1, 2009 - September 30, 2009	200	3.74	00:01:53	10.50%	79.50%
August 4, 2009 - September 2, 2009	152	3.16	00:01:57	10.53%	75.66%
% Change	31.58%	18.59%	-3.87%	-0.25%	5.08%
Safari / Windows					
September 1, 2009 - September 30, 2009	147	1.59	00:00:21	6.80%	90.48%

August 4, 2009 - September 2, 2009	111	1.13	00:00:02	3.60%	97.30%
% Change	32.43%	41.36%	1,169.31%	88.78%	-7.01%
Firefox / Linux					
September 1, 2009 - September 30, 2009	123	6.07	00:02:42	32.52%	44.72%
August 4, 2009 - September 2, 2009	44	5.36	00:02:22	54.55%	47.73%
% Change	179.55%	13.23%	13.75%	-40.38%	-6.31%
Safari / SymbianOS					
September 1, 2009 - September 30, 2009	110	3.25	00:02:56	100.00%	29.09%
August 4, 2009 - September 2, 2009	77	3.23	00:04:55	98.70%	23.38%
% Change	42.86%	0.64%	-40.18%	1.32%	24.44%
Firefox / Macintosh					
September 1, 2009 - September 30, 2009	61	7.48	00:06:18	32.79%	36.07%
August 4, 2009 - September 2, 2009	36	3.58	00:01:46	44.44%	52.78%
% Change	69.44%	108.62%	255.44%	-26.23%	-31.67%
Opera Mini / (not set)					
September 1, 2009 - September 30, 2009	47	4.06	00:10:28	51.06%	38.30%
August 4, 2009 - September 2, 2009	33	2.61	00:03:27	24.24%	42.42%
% Change	42.42%	55.94%	203.26%	110.64%	-9.73%
1 - 10 of 30					