

Site Usage

65,910 Visits

Previous: 24,352 (170.66%)

33.25% Bounce Rate

Previous: 41.05% (-19.00%)

510,351 Pageviews

Previous: 145,124 (251.67%)

00:05:16 Avg. Time on Site

Previous: 00:03:27 (52.23%)

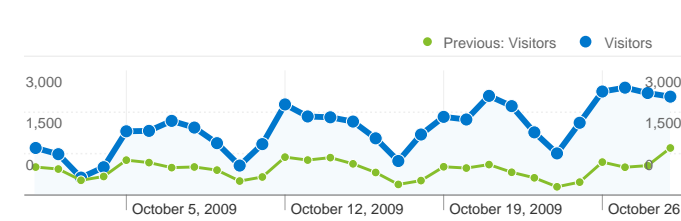
7.74 Pages/Visit

Previous: 5.96 (29.93%)

23.10% % New Visits

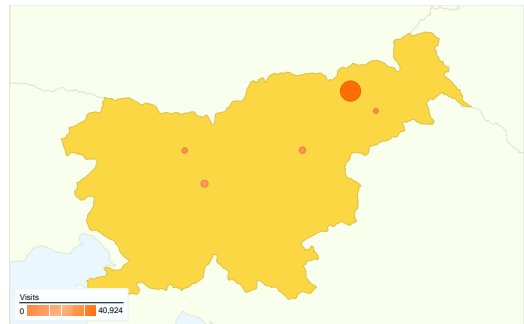
Previous: 25.09% (-7.92%)

Visitors Overview

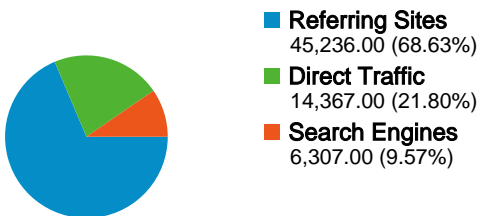


Visitors
20,242

Map Overlay SI

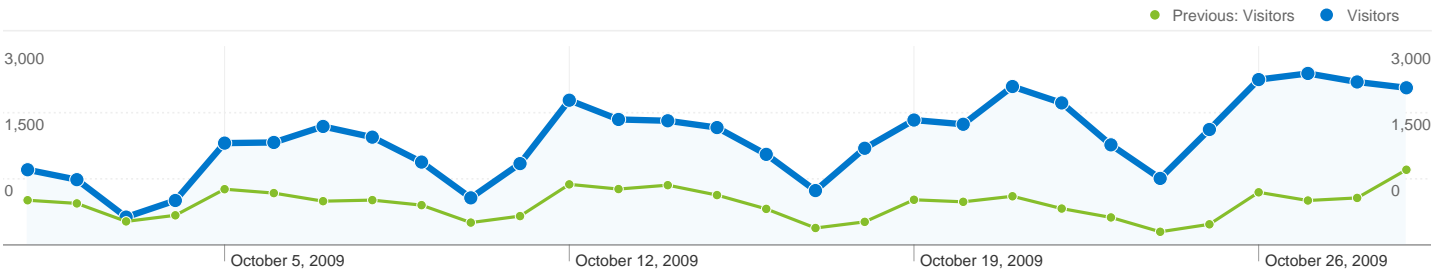


Traffic Sources Overview



Browsers and OS		
Browser and OS	Visits	% visits
Firefox / Windows		
Oct 1, 2009 - Oct 29, 2009	37,641	57.11%
Sep 3, 2009 - Oct 1, 2009	14,219	58.39%
% Change	164.72%	-2.19%
Internet Explorer / Windows		
Oct 1, 2009 - Oct 29, 2009	21,552	32.70%
Sep 3, 2009 - Oct 1, 2009	7,628	31.32%
% Change	182.54%	4.39%
Chrome / Windows		
Oct 1, 2009 - Oct 29, 2009	2,711	4.11%
Sep 3, 2009 - Oct 1, 2009	912	3.75%
% Change	197.26%	9.83%
Opera / Windows		
Oct 1, 2009 - Oct 29, 2009	1,666	2.53%
Sep 3, 2009 - Oct 1, 2009	667	2.74%
% Change	149.78%	-7.71%
Safari / Macintosh		
Oct 1, 2009 - Oct 29, 2009	677	1.03%
Sep 3, 2009 - Oct 1, 2009	199	0.82%
% Change	240.20%	25.70%

Content by Title		
Page Title	Pageviews	% visits
Center za e-izobraževanje in vseživljenjsko učenje		
Oct 1, 2009 - Oct 29, 2009	134,355	26.33%
Sep 3, 2009 - Oct 1, 2009	43,863	30.22%
% Change	206.31%	-12.90%
Center za e-izobraževanje in vseživljenjsko učenje: Prijava v		
Oct 1, 2009 - Oct 29, 2009	18,690	3.66%
Sep 3, 2009 - Oct 1, 2009	4,651	3.20%
% Change	301.85%	14.27%
Sporočila - Center za e-izobraževanje in vseživljenjsko učenje		
Oct 1, 2009 - Oct 29, 2009	14,585	2.86%
Sep 3, 2009 - Oct 1, 2009	3,416	2.35%
% Change	326.96%	21.41%
TEHNIŠKA FIZIKA: Domača naloga 1 - MERJENJE, PREMO		
Oct 1, 2009 - Oct 29, 2009	11,646	2.28%
Sep 3, 2009 - Oct 1, 2009	0	0.00%
% Change	100.00%	100.00%
(not set)		
Oct 1, 2009 - Oct 29, 2009	8,184	1.60%
Sep 3, 2009 - Oct 1, 2009	2,818	1.94%
% Change	190.42%	-17.42%



20,242 people visited this site

 **65,910 Visits**

Previous: 24,352 (170.66%)

 **20,242 Absolute Unique Visitors**

Previous: 9,897 (104.53%)

 **510,351 Pageviews**

Previous: 145,124 (251.67%)

 **7.74 Average Pageviews**


Previous: 5.96 (29.93%)

 **00:05:16 Time on Site**

Previous: 00:03:27 (52.23%)

 **33.25% Bounce Rate**

Previous: 41.05% (-19.00%)

 **23.10% New Visits**

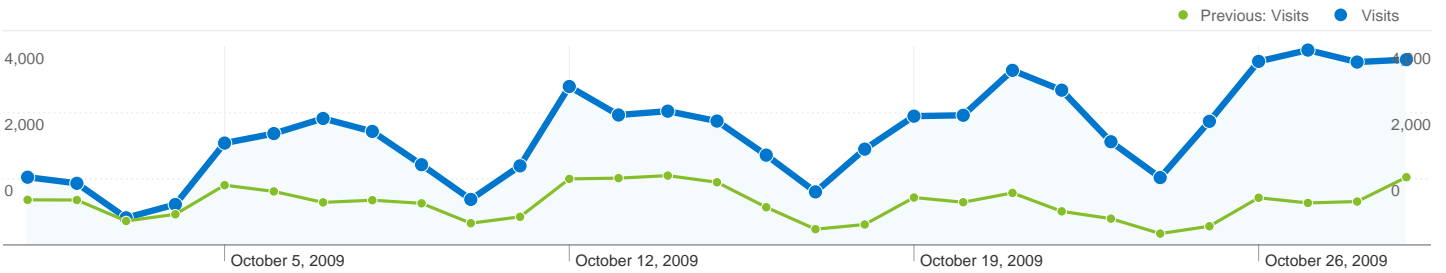
Previous: 25.09% (-7.92%)

Technical Profile

Browser	Visits	% visits	Connection Speed	Visits	% visits
Firefox			DSL		
Oct 1, 2009 - Oct 29, 2009	38,125	57.84%	Oct 1, 2009 - Oct 29, 2009	21,070	31.97%
Sep 3, 2009 - Oct 1, 2009	14,407	59.16%	Sep 3, 2009 - Oct 1, 2009	10,444	42.89%
% Change	164.63%	-2.23%	% Change	101.74%	-25.46%
Internet Explorer			Unknown		
Oct 1, 2009 - Oct 29, 2009	21,552	32.70%	Oct 1, 2009 - Oct 29, 2009	19,972	30.30%
Sep 3, 2009 - Oct 1, 2009	7,628	31.32%	Sep 3, 2009 - Oct 1, 2009	6,910	28.38%
% Change	182.54%	4.39%	% Change	189.03%	6.79%

Chrome		
Oct 1, 2009 - Oct 29, 2009	2,722	4.13%
Sep 3, 2009 - Oct 1, 2009	912	3.75%
% Change	198.46%	10.27%
Opera		
Oct 1, 2009 - Oct 29, 2009	1,725	2.62%
Sep 3, 2009 - Oct 1, 2009	676	2.78%
% Change	155.18%	-5.72%
Safari		
Oct 1, 2009 - Oct 29, 2009	1,375	2.09%
Sep 3, 2009 - Oct 1, 2009	499	2.05%
% Change	175.55%	1.81%

T1		
Oct 1, 2009 - Oct 29, 2009	16,467	24.98%
Sep 3, 2009 - Oct 1, 2009	4,268	17.53%
% Change	285.82%	42.55%
Cable		
Oct 1, 2009 - Oct 29, 2009	4,551	6.90%
Sep 3, 2009 - Oct 1, 2009	1,581	6.49%
% Change	187.86%	6.36%
Dialup		
Oct 1, 2009 - Oct 29, 2009	3,828	5.81%
Sep 3, 2009 - Oct 1, 2009	1,133	4.65%
% Change	237.86%	24.83%



All traffic sources sent a total of 65,910 visits

21.80% Direct Traffic

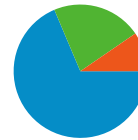
Previous: 22.78% (-4.32%)

68.63% Referring Sites

Previous: 69.22% (-0.85%)

9.57% Search Engines

Previous: 8.00% (19.62%)



- **Referring Sites**
45,236.00 (68.63%)
- **Direct Traffic**
14,367.00 (21.80%)
- **Search Engines**
6,307.00 (9.57%)

Top Traffic Sources

Sources	Visits	% visits
eizobrazevanje.uni-mb.si (referral)		
Oct 1, 2009 - Oct 29, 2009	19,624	29.77%
Sep 3, 2009 - Oct 1, 2009	7,218	29.64%
% Change	171.88%	0.45%
(direct) ((none))		
Oct 1, 2009 - Oct 29, 2009	14,367	21.80%
Sep 3, 2009 - Oct 1, 2009	5,548	22.78%
% Change	158.96%	-4.32%
google (organic)		
Oct 1, 2009 - Oct 29, 2009	5,881	8.92%
Sep 3, 2009 - Oct 1, 2009	1,780	7.31%
% Change	230.39%	22.07%
pf.uni-mb.si (referral)		
Oct 1, 2009 - Oct 29, 2009	5,542	8.41%
Sep 3, 2009 - Oct 1, 2009	622	2.55%
% Change	791.00%	229.20%
fs.uni-mb.si (referral)		

Keywords	Visits	% visits
moodle.uni-mb.si		
Oct 1, 2009 - Oct 29, 2009	1,789	28.37%
Sep 3, 2009 - Oct 1, 2009	277	14.22%
% Change	545.85%	99.48%
moodle		
Oct 1, 2009 - Oct 29, 2009	1,633	25.89%
Sep 3, 2009 - Oct 1, 2009	574	29.47%
% Change	184.49%	-12.13%
moodle uni mb		
Oct 1, 2009 - Oct 29, 2009	423	6.71%
Sep 3, 2009 - Oct 1, 2009	96	4.93%
% Change	340.62%	36.09%
e izobrazevanje		
Oct 1, 2009 - Oct 29, 2009	211	3.35%
Sep 3, 2009 - Oct 1, 2009	71	3.64%
% Change	197.18%	-8.21%
moodle mb		

Oct 1, 2009 - Oct 29, 2009	5,016	7.61%
Sep 3, 2009 - Oct 1, 2009	2,141	8.79%
% Change	134.28%	-13.44%

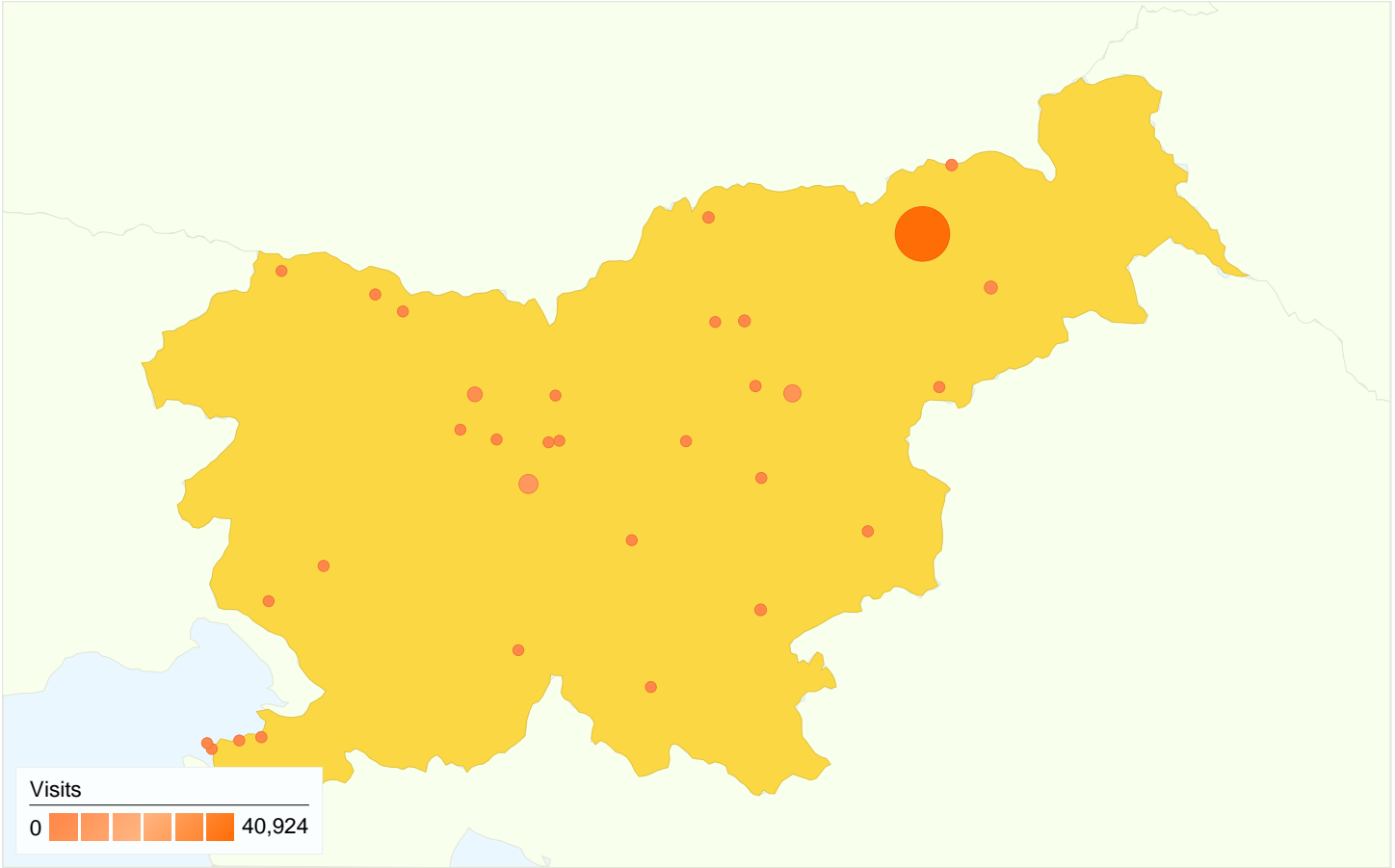
Oct 1, 2009 - Oct 29, 2009	198	3.14%
Sep 3, 2009 - Oct 1, 2009	73	3.75%
% Change	171.23%	-16.23%

Country/Territory Detail:

Slovenia

Oct 1, 2009 - Oct 29, 2009

Comparing to: Sep 3, 2009 - Oct 1, 2009



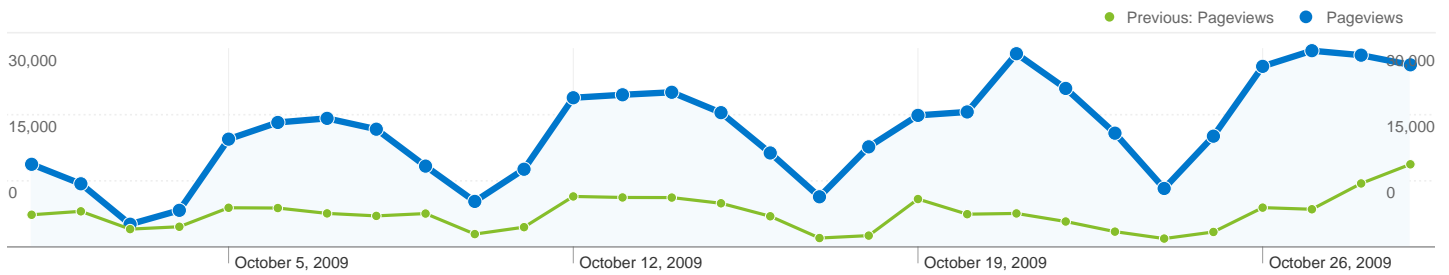
This country/territory sent 65,264 visits via 33 cities

Site Usage

Visits	Pages/Visit	Avg. Time on Site	% New Visits	Bounce Rate	
65,264 Previous: 23,993 (172.01%)	7.77 Previous: 5.99 (29.70%)	00:05:17 Previous: 00:03:28 (52.25%)	22.99% Previous: 24.82% (-7.38%)	33.14% Previous: 40.92% (-19.02%)	
City	Visits	Pages/Visit	Avg. Time on Site	% New Visits	Bounce Rate
Maribor					
October 1, 2009 - October 29, 2009	40,924	8.28	00:05:45	19.94%	31.19%
September 3, 2009 - October 1, 2009	10,880	7.29	00:04:16	22.05%	39.60%
% Change	276.14%	13.55%	34.42%	-9.56%	-21.23%
Ljubljana					
October 1, 2009 - October 29, 2009	7,664	6.43	00:04:20	33.46%	39.26%
September 3, 2009 - October 1, 2009	3,843	4.57	00:02:36	34.06%	43.61%
% Change	99.43%	40.85%	67.10%	-1.78%	-9.98%
Celje					

October 1, 2009 - October 29, 2009	5,989	7.47	00:05:08	22.86%	31.31%
September 3, 2009 - October 1, 2009	2,800	4.77	00:02:41	20.86%	40.82%
% Change	113.89%	56.75%	91.13%	9.60%	-23.31%
Kranj					
October 1, 2009 - October 29, 2009	3,637	7.36	00:04:26	24.66%	37.42%
September 3, 2009 - October 1, 2009	708	8.94	00:05:03	36.72%	42.37%
% Change	413.70%	-17.59%	-12.07%	-32.84%	-11.69%
Ptuj					
October 1, 2009 - October 29, 2009	1,919	7.18	00:04:46	26.16%	35.28%
September 3, 2009 - October 1, 2009	1,837	4.48	00:02:31	22.54%	40.94%
% Change	4.46%	60.10%	89.98%	16.07%	-13.82%
Velenje					
October 1, 2009 - October 29, 2009	994	7.04	00:04:08	25.35%	32.80%
September 3, 2009 - October 1, 2009	1,044	4.81	00:02:42	19.06%	37.74%
% Change	-4.79%	46.50%	53.20%	33.00%	-13.10%
Novo Mesto					
October 1, 2009 - October 29, 2009	747	6.02	00:02:46	29.72%	42.17%
September 3, 2009 - October 1, 2009	829	4.54	00:02:28	21.95%	43.91%
% Change	-9.89%	32.59%	12.57%	35.37%	-3.96%
Sladki Vrh					
October 1, 2009 - October 29, 2009	639	7.44	00:04:42	23.94%	33.18%
September 3, 2009 - October 1, 2009	308	4.47	00:03:22	24.03%	41.56%
% Change	107.47%	66.53%	39.39%	-0.34%	-20.17%
Dravograd					
October 1, 2009 - October 29, 2009	560	7.08	00:04:07	34.82%	32.14%
September 3, 2009 - October 1, 2009	376	5.59	00:03:55	16.22%	31.91%
% Change	48.94%	26.74%	4.88%	114.64%	0.71%
(not set)					
October 1, 2009 - October 29, 2009	349	5.61	00:04:17	32.66%	46.42%
September 3, 2009 - October 1, 2009	135	3.59	00:02:29	25.19%	41.48%
% Change	158.52%	56.16%	72.69%	29.70%	11.90%

1 - 10 of 33



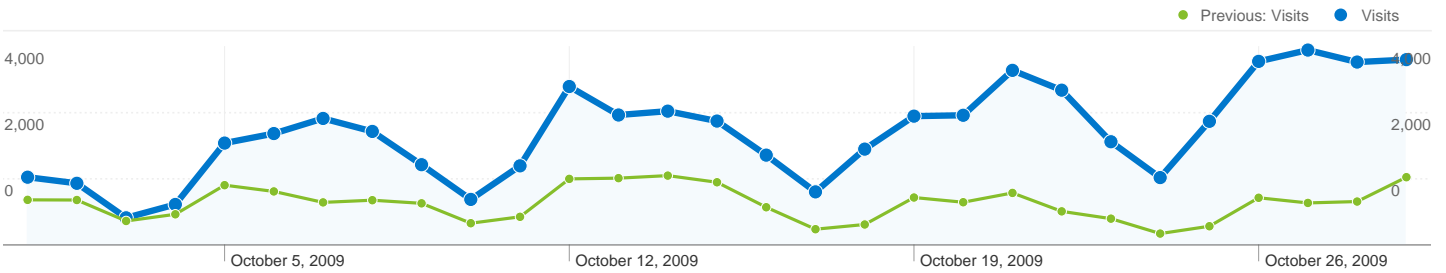
29,018 page titles were viewed a total of 510,351 times

Content Performance

Pageviews	Unique Pageviews	Avg. Time on Page	Bounce Rate	% Exit	\$ Index	
510,351 Previous: 145,124 (251.67%)	294,286 Previous: 88,855 (231.20%)	00:00:47 Previous: 00:00:42 (11.97%)	33.25% Previous: 41.05% (-19.00%)	12.91% Previous: 16.78% (-23.04%)	\$0.00 Previous: \$0.00 (0.00%)	
Page Title	Pageviews	Unique Pageviews	Avg. Time on Page	Bounce Rate	% Exit	\$ Index
Center za e-izobraževanje in vseživljenjsko učenje						
October 1, 2009 - October 29, 2009	134,355	63,116	00:00:40	35.79%	27.70%	\$0.00
September 3, 2009 - October 1, 2009	43,863	22,935	00:00:42	43.55%	34.73%	\$0.00
% Change	206.31%	175.20%	-4.03%	-17.82%	-20.26%	0.00%
Center za e-izobraževanje in vseživljenjsko učenje: Prijava v spletno mesto						
October 1, 2009 - October 29, 2009	18,690	10,986	00:00:30	18.85%	14.71%	\$0.00
September 3, 2009 - October 1, 2009	4,651	3,111	00:00:36	22.22%	19.35%	\$0.00
% Change	301.85%	253.13%	-18.12%	-15.18%	-23.96%	0.00%
Sporočila - Center za e-izobraževanje in vseživljenjsko učenje						
October 1, 2009 - October 29, 2009	14,585	2,177	00:00:51	0.00%	1.64%	\$0.00
September 3, 2009 - October 1, 2009	3,416	589	00:00:50	0.00%	2.43%	\$0.00
% Change	326.96%	269.61%	0.47%	0.00%	-32.56%	0.00%
TEHNIŠKA FIZIKA: Domača naloga 1 - MERJENJE, PREMO GIBANJE						
October 1, 2009 - October 29, 2009	11,646	1,705	00:01:56	6.33%	2.60%	\$0.00
September 3, 2009 - October 1, 2009	0	0	00:00:00	0.00%	0.00%	\$0.00
% Change	100.00%	100.00%	100.00%	100.00%	100.00%	0.00%
(not set)						

October 1, 2009 - October 29, 2009	8,184	5,450	00:00:36	41.84%	5.98%	\$0.00
September 3, 2009 - October 1, 2009	2,818	2,069	00:01:04	60.23%	15.33%	\$0.00
% Change	190.42%	163.41%	-43.32%	-30.52%	-61.02%	0.00%
TEHNIŠKA FIZIKA: Domača naloga 2 - KRIVO GIBANJE						
October 1, 2009 - October 29, 2009	4,891	838	00:02:02	14.81%	2.64%	\$0.00
September 3, 2009 - October 1, 2009	0	0	00:00:00	0.00%	0.00%	\$0.00
% Change	100.00%	100.00%	100.00%	100.00%	100.00%	0.00%
Predmet: PRAVNA INFORMATIKA						
October 1, 2009 - October 29, 2009	4,847	2,088	00:00:33	9.38%	4.09%	\$0.00
September 3, 2009 - October 1, 2009	109	25	00:00:23	0.00%	1.83%	\$0.00
% Change	4,346.79%	8,252.00%	45.82%	100.00%	122.63%	0.00%
Messages - Center za e-izobraževanje in vseživljenjsko učenje						
October 1, 2009 - October 29, 2009	4,780	658	00:00:53	0.00%	1.36%	\$0.00
September 3, 2009 - October 1, 2009	279	80	00:00:42	0.00%	5.38%	\$0.00
% Change	1,613.26%	722.50%	26.62%	0.00%	-74.71%	0.00%
GRADIVA VS B: Dnevnik						
October 1, 2009 - October 29, 2009	3,169	1,530	00:00:35	9.52%	2.24%	\$0.00
September 3, 2009 - October 1, 2009	0	0	00:00:00	0.00%	0.00%	\$0.00
% Change	100.00%	100.00%	100.00%	100.00%	100.00%	0.00%
Predmet: MULTIMEDIJSKI SISTEMI - 2009						
October 1, 2009 - October 29, 2009	3,031	1,566	00:00:29	10.71%	4.62%	\$0.00
September 3, 2009 - October 1, 2009	109	41	00:00:21	0.00%	3.67%	\$0.00
% Change	2,680.73%	3,719.51%	40.08%	100.00%	25.87%	0.00%

1 - 10 of 29,018



65,910 visits used 46 browser and OS combinations

Site Usage

Visits	Pages/Visit	Avg. Time on Site	% New Visits	Bounce Rate	
65,910 Previous: 24,352 (170.66%)	7.74 Previous: 5.96 (29.93%)	00:05:16 Previous: 00:03:27 (52.23%)	23.12% Previous: 25.12% (-7.96%)	33.25% Previous: 41.05% (-19.00%)	
Browser and OS	Visits	Pages/Visit	Avg. Time on Site	% New Visits	Bounce Rate
Firefox / Windows					
October 1, 2009 - October 29, 2009	37,641	6.76	00:05:03	22.73%	32.74%
September 3, 2009 - October 1, 2009	14,219	4.84	00:02:58	22.66%	39.59%
% Change	164.72%	39.62%	69.89%	0.32%	-17.32%
Internet Explorer / Windows					
October 1, 2009 - October 29, 2009	21,552	9.12	00:05:21	23.74%	32.59%
September 3, 2009 - October 1, 2009	7,628	8.04	00:04:13	29.29%	42.23%
% Change	182.54%	13.53%	27.13%	-18.93%	-22.83%
Chrome / Windows					
October 1, 2009 - October 29, 2009	2,711	12.64	00:08:26	23.42%	25.64%
September 3, 2009 - October 1, 2009	912	8.38	00:05:15	30.26%	36.62%
% Change	197.26%	50.81%	60.60%	-22.60%	-30.00%
Opera / Windows					
October 1, 2009 - October 29, 2009	1,666	5.30	00:03:59	17.29%	44.36%
September 3, 2009 - October 1, 2009	667	4.27	00:02:35	15.59%	46.93%
% Change	149.78%	24.00%	54.45%	10.87%	-5.47%
Safari / Macintosh					
October 1, 2009 - October 29, 2009	677	5.05	00:02:21	8.86%	63.96%
September 3, 2009 - October 1, 2009	199	3.76	00:01:53	11.56%	80.40%
% Change	240.20%	34.18%	24.41%	-23.32%	-20.45%
Safari / Windows					
October 1, 2009 - October 29, 2009	463	3.36	00:02:35	6.70%	69.33%

September 3, 2009 - October 1, 2009	150	1.69	00:00:25	8.00%	88.67%
% Change	208.67%	99.12%	525.44%	-16.31%	-21.81%
Firefox / Linux					
October 1, 2009 - October 29, 2009	352	7.32	00:05:37	40.06%	32.39%
September 3, 2009 - October 1, 2009	128	6.23	00:02:44	32.03%	42.97%
% Change	175.00%	17.34%	104.90%	25.06%	-24.63%
Safari / SymbianOS					
October 1, 2009 - October 29, 2009	173	3.13	00:05:03	100.00%	35.26%
September 3, 2009 - October 1, 2009	113	3.17	00:02:49	100.00%	30.97%
% Change	53.10%	-1.11%	79.90%	0.00%	13.84%
Firefox / Macintosh					
October 1, 2009 - October 29, 2009	132	11.33	00:09:19	36.36%	24.24%
September 3, 2009 - October 1, 2009	60	7.10	00:06:08	33.33%	40.00%
% Change	120.00%	59.62%	51.73%	9.09%	-39.39%
Opera Mini / (not set)					
October 1, 2009 - October 29, 2009	104	3.43	00:01:27	46.15%	39.42%
September 3, 2009 - October 1, 2009	45	4.00	00:10:50	51.11%	37.78%
% Change	131.11%	-14.18%	-86.64%	-9.70%	4.36%
					1 - 10 of 46